

QUICK INSTALLATION GUIDE



HERMES I E7

Mechanical Gaming Keyboard

Thank you for purchasing the GAMDIAS™ HERMES E7 mechanical keyboard. The HERMES E7 focuses on providing a comfortable gaming experience. Its compact design combined makes it the perfect match for FPS gaming. The easy-to-use keyboard is versatile enough to suit every scenario, from gaming to work.

System Requirements

- Windows ® XP/ Vista / 7 / 8 / 10
- PC with USB ports

Package Contents

- GAMDIAS™ HERMES E7 Mechanical Gaming Keyboard
- 1.5m Tyer-C to A cable
- Keycap / Switch puller

Introduction to HERMES E7 Key Combination

Reset to Default(Press for 3 seconds)



Previous Track



Play / Pause Track



Next Track



Stop Track



Mute



Volume Down



Volume Up



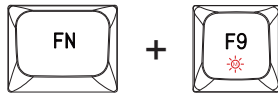
Keyboard Lock



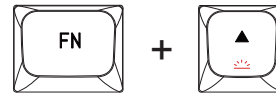
Win Lock



Switch Lightaing Effects



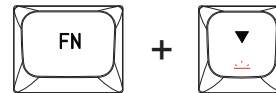
Brightness Increase



Switch Lighting Colors



Brightness Decrease



Turn Off Lighting



Lighting Effects Speed Increase



Calculator



Lighting Effects Speed Decrease



PrtSc



Switch to Mac Setup



ScrLk



Switch to WIN Setup



Pause



Registering Your HERMES E7 Gaming Keyboard

Please visit www.GAMDIAS.com for online product registration.



GAMDIAS

GAMING ART IN MOTION